



Washington County, TX

# My Treasurers Report

## Summary

Date Range: 10/01/2024 - 10/31/2024

Fund	Beginning Cash Balance	Revenues	Expenses	Net Change Assets	Net Change Liabilities	Calculated Ending Balance	Actual Ending Balance	Calculated - Actual Ending
010 - GENERAL FUND	983,499.79	804,434.98	-212,317.74	0.00	170,669.97	1,829,582.54	3,305,292.15	-1,475,709.61
015 - ENGINEERING & DEVELOPMENT SERVICES	1,074,352.55	254,347.45	1,028,391.61	0.00	31,928.18	268,380.21	255,214.65	13,165.56
016 - CONSTABLES FORFEITURE FUND	0.00	0.00	0.00	0.00	0.00	0.00	0.00	0.00
020 - SB 22	0.00	0.00	71,709.40	0.00	2,061.19	-73,770.59	0.00	-73,770.59
021 - HIGHWAY 290/36	31,919.91	2,620.71	0.00	0.00	0.00	34,540.62	32,016.86	2,523.76
022 - OPIOID SETTLEMENT	0.00	97.46	0.00	0.00	0.00	97.46	0.00	97.46
023 - JP TECHNOLOGY	29,964.75	918.29	161.71	0.00	0.00	30,721.33	30,286.20	435.13
024 - DISTRICT ATTORNEY LEASE FUNDS	6,509.11	19.77	0.00	0.00	0.00	6,528.88	6,528.88	0.00
025 - DISTRICT ATTORNEY	-38,763.10	76,450.49	70,581.13	0.00	6,464.77	-39,358.51	-39,358.51	0.00
026 - DISTRICT ATTORNEY - HOT CHECK	488.77	0.94	0.00	0.00	0.00	489.71	489.71	0.00
027 - CAPEX GENERAL FUND	0.00	0.00	0.00	0.00	0.00	0.00	0.00	0.00
029 - EMS	-3,227,881.62	896,867.47	858,497.66	0.00	48,597.28	-3,238,109.09	-3,238,109.09	0.00
030 - AMBULANCE SERVICE SUPPLEMENT PAYMENT	452.00	23,976.41	8,687.42	0.00	0.00	15,740.99	25,740.99	-10,000.00
031 - AMERICAN RESCUE PLAN ACT	873,677.21	13,994.69	19,185.96	0.00	0.00	868,485.94	857,086.62	11,399.32
032 - CORONAVIRUS RELIEF FUND	-73,773.91	-246.26	0.00	0.00	0.00	-74,020.17	-74,020.17	0.00
033 - SILVER GRAYON PROJECT	0.00	0.00	0.00	0.00	0.00	0.00	0.00	0.00
034 - AVIATION CAPITAL IMPROVEMENT FUND	0.00	0.00	0.00	0.00	0.00	0.00	0.00	0.00
035 - EMS DONATION	96,293.37	5,037.70	5,944.43	0.00	0.00	95,386.64	94,733.95	652.69
036 - CRIMINAL JUSTICE	47,131.27	26,191.59	83,888.43	0.00	0.00	-10,565.57	-10,565.57	0.00
037 - RURAL ADDRESSING	52,814.96	5,794.51	0.00	0.00	0.00	58,609.47	58,065.56	543.91
038 - NARCOTIC	0.00	0.00	0.00	0.00	0.00	0.00	0.00	0.00
039 - LAW LIBRARY	64,205.19	1,981.46	1,077.00	0.00	0.00	65,109.65	65,109.65	0.00
040 - CHECK AND PROCESS	24,460.88	960.62	0.00	0.00	0.00	25,421.50	25,421.50	0.00
041 - SHERIFF ESCROW	28,681.40	855.87	0.00	0.00	0.00	29,537.27	29,537.27	0.00
042 - CHILD FOSTER CARE	42,490.72	949.69	218.96	0.00	0.00	43,221.45	42,786.32	435.13
043 - EDS CAPEX FUND	0.00	0.00	0.00	0.00	0.00	0.00	0.00	0.00
044 - SNACK ACCOUNT	6,998.26	21.26	0.00	0.00	0.00	7,019.52	7,019.52	0.00
045 - SCHOOL LAND DAMAGE	6,469.42	150.16	0.00	0.00	0.00	6,619.58	6,489.07	130.51
046 - PERMANENT SCHOOL / AVAILABILITY	285,834.21	5,372.18	420,989.71	0.00	0.00	-129,783.32	-135,566.01	5,782.69
048 - SCHOOL LAND IMPROVEMENT	99,714.24	2,152.18	0.00	0.00	0.00	101,866.42	100,017.10	1,849.32
049 - DISTRICT ATTORNEY FORFEITURE ACCOUNT	87,828.49	168.28	0.00	0.00	0.00	87,996.77	87,996.77	0.00
050 - SHERIFF FORFEITURE ACCOUNT	5,236.47	10.03	0.00	0.00	0.00	5,246.50	5,246.50	0.00
051 - FORFEITURE OF ASSETS ACCOUNT	0.00	0.00	0.00	0.00	0.00	0.00	0.00	0.00
052 - RECORD MANAGEMENT PRESERVATION	151,953.48	8,432.34	1,680.00	0.00	0.00	158,705.82	157,400.42	1,305.40
053 - OPEB FUNDING	25,164.15	1,055.46	0.00	0.00	0.00	26,219.61	25,240.58	979.03
054 - DISTRICT CLERK - RMP	75,071.12	1,790.31	0.00	0.00	0.00	76,861.43	76,861.43	0.00
055 - COUNTY AND DISTRICT CLERK TECH FUND	26,155.76	233.94	0.00	0.00	0.00	26,389.70	26,389.70	0.00

My Treasurers Report

Date Range: 10/01/2024 - 10/31/2024

Fund	Beginning Cash Balance	Revenues	Expenses	Net Change Assets	Net Change Liabilities	Calculated Ending Balance	Actual Ending Balance	Calculated - Actual Ending
056 - RECORD PRESERVATION	4,994.52	1,376.05	0.00	0.00	0.00	6,370.57	5,826.66	543.91
057 - SEIZURE ACCOUNT	0.00	0.00	0.00	0.00	0.00	0.00	0.00	0.00
058 - VACANT FUND	0.00	0.00	0.00	0.00	0.00	0.00	0.00	0.00
059 - ARCHIVE FEE COUNTY CLERK	42,770.45	6,568.70	8,096.14	0.00	0.00	41,243.01	40,807.88	435.13
060 - PERSONNEL / EMPLOYEE TESTING	17,845.87	51.54	877.05	0.00	0.00	17,020.36	17,020.36	0.00
061 - CONSTABLE PRECINCT 1 TRAINING FUND	2,911.52	5.58	0.00	0.00	0.00	2,917.10	2,917.10	0.00
062 - CONSTABLE PRECINCT 2 TRAINING FUND	3,945.35	7.56	0.00	0.00	0.00	3,952.91	3,952.91	0.00
063 - CONSTABLE PRECINCT 3 TRAINING FUND	3,617.42	6.93	0.00	0.00	0.00	3,624.35	3,624.35	0.00
064 - CONSTABLE PRECINCT 4 TRAINING FUND	8,554.42	16.39	0.00	0.00	0.00	8,570.81	8,570.81	0.00
065 - COMMUNITY SERVICE RESTITUTION	61,843.91	118.49	0.00	0.00	0.00	61,962.40	61,962.40	0.00
066 - PECAN GLEN ROAD DISTRICT DEBT SERVICE	29,404.09	16,027.89	89.49	0.00	0.00	45,342.49	45,342.49	0.00
067 - INTEREST AND SINKING FUND	70,096.00	10,507.32	0.00	0.00	0.00	80,603.32	71,952.62	8,650.70
068 - PECAN GLEN ROAD DISTRICT PROJECT ACCOUNT	16,444.29	2.09	0.00	0.00	0.00	16,446.38	16,446.38	0.00
069 - COURTHOUSE RESTORATION FUND	0.00	0.00	0.00	0.00	0.00	0.00	0.00	0.00
070 - COURTHOUSE SECURITY	119,826.10	2,920.53	0.00	0.00	0.00	122,746.63	122,093.94	652.69
071 - DISTRICT COURT ARCHIVE FUND	29,178.42	88.62	0.00	0.00	0.00	29,267.04	29,267.04	0.00
072 - UNCLAIMED AND ABANDONED PROPERTY	28,191.74	54.01	0.00	0.00	0.00	28,245.75	28,245.75	0.00
073 - HOMELAND SECURITY	597.14	1.81	0.00	0.00	0.00	598.95	598.95	0.00
074 - WC-TX COMMUNITY DEVELOPMENT PROGRAM	649.61	1.24	0.00	0.00	0.00	650.85	650.85	0.00
075 - ENGINEERING AND DEVELOPMENT CLEARING	11,054.48	5.48	0.00	0.00	0.00	11,059.96	22,343.16	-11,283.20
076 - TOBACCO SETTLEMENT	142,187.24	1,741.01	0.00	0.00	0.00	143,928.25	142,619.11	1,309.14
077 - JUSTICE OF THE PEACE 4 PAYABLE	5,193.88	0.00	0.00	0.00	-3,801.07	8,994.95	8,994.95	0.00
078 - SHERIFF EQUIPMENT	0.00	0.00	0.00	0.00	0.00	0.00	0.00	0.00
079 - EXPO	0.00	0.28	0.00	0.00	-20,732.00	20,732.28	0.00	20,732.28
080 - CLERK ELECTIONS ACCOUNT	31,405.43	95.39	0.00	0.00	0.00	31,500.82	31,500.82	0.00
081 - HAVA GRANT EQUIPMENT ACCOUNT	2,625.00	0.00	0.00	0.00	0.00	2,625.00	2,625.00	0.00
082 - JUSTICE OF THE PEACE 3 PAYABLE	11,199.74	0.00	0.00	0.00	-1,662.29	12,862.03	12,862.03	0.00
083 - JUSTICE OF THE PEACE 2 PAYABLE	541.14	0.00	0.00	0.00	-15,037.17	15,578.31	15,578.31	0.00
084 - JUSTICE OF THE PEACE 1 PAYABLE	10,090.02	0.00	0.00	0.00	-3,699.12	13,789.14	13,789.14	0.00
085 - BRAZOS VALLEY HOME CONSORTIUM	0.00	0.00	0.00	0.00	0.00	0.00	0.00	0.00
086 - 2008 HEALTH PILOT GRANT	29,968.08	91.02	0.00	0.00	0.00	30,059.10	30,059.10	0.00
087 - TDRA	0.00	0.00	0.00	0.00	0.00	0.00	0.00	0.00
088 - BAIL BOND ACCOUNT	8,117.09	24.65	0.00	0.00	0.00	8,141.74	8,141.74	0.00
089 - SHERIFF GRANT FUND	0.00	0.00	0.00	0.00	0.00	0.00	0.00	0.00
090 - BPA/DA SEIZURE ACCOUNT	103,532.22	198.37	0.00	0.00	0.00	103,730.59	103,730.59	0.00
091 - SO TRAINING FUND	14,774.11	44.87	0.00	0.00	0.00	14,818.98	14,818.98	0.00
092 - SO DONATION FUND	73,365.97	209.28	4,462.58	0.00	0.00	69,112.67	69,112.67	0.00
093 - HOTEL / MOTEL TAX	5,996.92	33,830.89	56,935.00	0.00	0.00	-17,107.19	35,360.65	-52,467.84
094 - HEALTHY COUNTY REWARDS	3,604.32	10.95	0.00	0.00	0.00	3,615.27	3,615.27	0.00
095 - ENVIRONMENTAL CLEARING	0.00	0.00	0.00	0.00	0.00	0.00	0.00	0.00
096 - CO. ATTY. PRETRIAL DIVERSION	27,109.60	2,587.41	831.90	0.00	0.00	28,865.11	28,865.11	0.00
097 - GENERAL FIXED ASSETS	0.00	0.00	0.00	0.00	0.00	0.00	0.00	0.00
098 - PAYROLL CLEARING FUND	48,557.24	-1,004.79	0.00	0.00	254,515.19	-206,962.74	53,375.18	-260,337.92

My Treasurers Report

Date Range: 10/01/2024 - 10/31/2024

Fund  
099 - POOLED CASH

	Beginning Cash Balance	Revenues	Expenses	Net Change Assets	Net Change Liabilities	Calculated Ending Balance	Actual Ending Balance	Calculated - Actual Ending
	0.00	0.00	0.00	0.00	-1,195,895.07	1,195,895.07	0.00	1,195,895.07
Report Total:	1,757,142.18	2,210,229.54	2,429,987.84	0.00	-726,590.14	2,263,974.02	2,880,024.35	-616,050.33



Washington County, TX

# My Treasurers Report

## Summary

Date Range: 10/01/2024 - 10/31/2024

Fund	Beginning Cash Balance	Revenues	Expenses	Net Change Assets	Net Change Liabilities	Calculated Ending Balance	Actual Ending Balance	Calculated - Actual Ending
010 - GENERAL FUND	23,390,207.45	804,434.98	-212,317.74	-1,479,808.07	-1,479,808.07	27,306,576.31	21,850,399.38	5,456,176.93
015 - ENGINEERING & DEVELOPMENT SERVICES	3,155,154.87	254,347.45	1,028,391.61	13,165.56	13,165.56	2,354,779.59	3,166,220.43	-813,540.84
021 - HIGHWAY 290/36	609,888.83	2,620.71	0.00	2,523.76	2,523.76	607,462.02	612,412.59	-4,950.57
023 - JP TECHNOLOGY	105,153.25	918.29	161.71	435.13	435.13	105,039.57	105,588.38	-548.81
030 - AMBULANCE SERVICE SUPPLEMENT PAYMENT	0.00	33,976.41	8,687.42	0.00	0.00	25,288.99	0.00	25,288.99
031 - AMERICAN RESCUE PLAN ACT	2,731,864.76	13,994.69	19,185.96	11,399.32	11,399.32	2,703,874.85	2,743,264.08	-39,389.23
032 - CORONAVIRUS RELIEF FUND	0.00	-246.26	0.00	0.00	0.00	-246.26	0.00	-246.26
035 - EMS DONATION	157,729.84	5,037.70	5,944.43	652.69	652.69	155,517.73	158,382.53	-2,864.80
037 - RURAL ADDRESSING	131,441.60	5,794.51	0.00	543.91	543.91	136,148.29	131,985.51	4,162.78
042 - CHILD FOSTER CARE	105,153.25	949.69	218.96	435.13	435.13	105,013.72	105,588.38	-574.66
045 - SCHOOL LAND DAMAGE	31,545.94	150.16	0.00	130.51	130.51	31,435.08	31,676.45	-241.37
046 - PERMANENT SCHOOL / AVAILABILITY	1,397,444.53	5,372.18	420,989.71	5,782.69	5,782.69	970,261.62	1,403,227.22	-432,965.60
048 - SCHOOL LAND IMPROVEMENT	446,901.29	2,152.18	0.00	1,849.32	1,849.32	445,354.83	448,750.61	-3,395.78
052 - RECORD MANAGEMENT PRESERVATION	315,459.72	8,432.34	1,680.00	1,305.40	1,305.40	319,601.26	316,765.12	2,836.14
053 - OPER FUNDING	236,594.85	1,055.46	0.00	979.03	979.03	235,692.25	237,573.88	-1,881.63
056 - RECORD PRESERVATION	131,441.60	1,376.05	0.00	543.91	543.91	131,729.83	131,985.51	-255.68
059 - ARCHIVE FEE COUNTY CLERK	105,153.25	6,588.70	8,096.14	435.13	435.13	102,755.55	105,588.38	-2,832.83
067 - INTEREST AND SINKING FUND	2,090,530.58	10,507.32	0.00	8,650.70	8,650.70	2,083,736.50	2,099,181.28	-15,444.78
070 - COURTHOUSE SECURITY	157,729.84	2,920.53	0.00	652.69	652.69	159,344.99	158,382.53	962.46
076 - TOBACCO SETTLEMENT	316,362.82	1,741.01	0.00	1,309.14	1,309.14	315,485.55	317,671.96	-2,186.41
093 - HOTEL / MOTEL TAX	649,277.04	33,830.89	56,935.00	-52,467.84	-52,467.84	731,108.61	596,809.20	134,299.41
<b>Report Total:</b>	<b>36,205,035.31</b>	<b>1,195,934.99</b>	<b>1,337,973.20</b>	<b>-1,481,481.89</b>	<b>-1,481,481.89</b>	<b>39,025,960.88</b>	<b>34,723,553.42</b>	<b>4,302,407.46</b>

WASHINGTON COUNTY INVESTMENT REPORT 2024

#	Purchase Mo	FUND	PMT Term	TERM	Mat Date	DEP	W/D's	Dates	Mo Int	BALANCE	CUSIP	%	YTD INT
1	BOB	TASP	30	12 months	7/22/2024		\$209,007.13			\$0.00		4.40%	\$9,007.13
2	BOB	TOBACCO SETTLEMENT	76	12 months	7/26/2024		\$78,378.87			\$0.00		4.40%	\$3,378.87
3	Tx Class	GEN'L 5.260%	10				\$2,000,000.00	10/7/2024	\$21,999.12	\$5,015,379.38		4.76%	\$629,254.68
		GENERAL FUND	10						\$4,192.81	\$1,009,020.00		4.91%	\$9,020.00
		ARPA 5.3142%	31						\$11,399.32	\$2,749,264.08		4.91%	\$179,941.59
		EDS 5.3142%	15						\$13,165.56	\$3,168,320.43		4.91%	\$135,991.26
5	Tx Star	HWY 290/36	21						\$2,523.60	\$612,412.59		4.87%	\$26,205.84
		JP TECH	23						\$435.13	\$105,588.38		4.87%	\$4,518.24
		CARES	32						\$652.69	\$0.00		4.87%	\$1,326.48
		EMS DONATIONS	35						\$543.91	\$158,382.53		4.87%	\$6,777.35
		RURAL ADDR	37						\$435.13	\$131,985.51		4.87%	\$5,647.84
		CHILD FOSTER	42						\$130.51	\$105,588.38		4.87%	\$4,518.24
		SCHOOL DAMAGE	45						\$5,782.69	\$31,676.45		4.87%	\$1,355.40
		PERM SCHOOL	46						\$5,782.69	\$1,403,227.22		4.87%	\$60,045.67
		SCHOOL DAMAGE	48						\$1,849.32	\$448,750.61		4.87%	\$19,202.58
		RECORD MGMT	52						\$1,305.40	\$316,765.12		4.87%	\$13,554.74
		OPEB FUNDS	53						\$979.03	\$237,573.88		4.87%	\$10,166.06
		RECORD PRES	56						\$543.91	\$131,985.51		4.87%	\$5,647.84
		CO CLK ARCHIVE	59						\$435.13	\$105,588.38		4.87%	\$4,518.24
		INT & SINKING	67						\$8,650.70	\$2,099,181.28		4.87%	\$90,385.29
		COURTHOUSE SEC	70						\$652.69	\$158,382.53		4.87%	\$6,777.35
		TOBACCO SETTLEMENT	76						\$1,309.14	\$317,671.96		4.87%	\$13,926.52
		HOTEL MOTEL	93						\$55,000.00	\$596,809.20		4.87%	\$21,993.64

WASHINGTON COUNTY INVESTMENT REPORT 2024

#	Purchase Mo	FUND	PMT Term	TERM	Mat Date	DEP	W/D's	Dates	Mo Int	BALANCE	CUSIP	%	YTD INT
6	January	SAFRA NATL BK NEW	Maturity	12 Months	01/10/2025	\$249,000			\$1,002.82	\$249,000	78558RNC1	4.60%	\$8,189.71
	January	ATLANTIC UN BK	Maturity	12 Months	01/10/2025	\$249,000			\$972.12	\$249,000	04911LAQ6	4.60%	\$7,939.01
	February	WHEATON BANK & TRUST	Maturity	6 Months	8/20/2024	\$209,000		MATURED	\$627.21BF2	\$209,000	962721BF2	5.10%	\$5,314.90
	February	BARRINGTON B&TC NA	Maturity	6 Months	8/20/2024	\$200,000		MATURED	068513BR0	\$200,000	068513BR0	5.10%	\$5,086.03
	February	BANK OF AMERICA NA	Maturity	6 Months	8/22/2024	\$243,000		MATURED	06051XAL6	\$243,000	02084BAA8	5.00%	\$6,058.36
	February	BANK OF AMERICA NA	Maturity	12 Months	8/22/2025	\$150,000			\$150,000	\$150,000	02084BAA8	4.10%	\$5,628.48
	August	ALPINE CAP BK NEW	Maturity	12 Months	9/25/2025	\$240,000			\$240,000	\$240,000	06051XHL9	4.00%	\$5,166.55
	September	BANK OF AMERICA NATL	Maturity	12 Months	9/25/2025	\$240,000			\$240,000	\$240,000	06051XHL9	4.00%	\$5,166.55
	January	AMERICAN FIRST CR UN	Monthly	12 Months	01/16/2025	\$249,000			\$920.96	\$249,000	02616ACH0	4.90%	\$8,189.71
	January	PROSPECT BK PARIS	Monthly	12 Months	01/16/2025	\$249,000			\$734.14	\$203,000	46091MAY0	4.40%	\$5,995.47
	January	COMMUNITYWIDE FCU	Monthly	12 Months	01/17/2025	\$249,000			\$890.29	\$249,000	32022RWK9	4.35%	\$7,270.48
	February	TRUSTONE FINANCIAL	Monthly	12 Months	2/27/2025	\$248,000			\$890.26	\$249,000	42236VAX3	4.35%	\$7,270.48
	February	SOUTHERN STS BK	Monthly	15 Months	04/14/2025	\$226,000			\$890.26	\$249,000	30781LIG5	4.35%	\$7,270.48
	February	STELLAR BANK	Monthly	15 Months	5/21/2025	\$226,000			\$715.07	\$200,000	843879EZ6	4.45%	\$6,750.60
	January	BROOKLINE BK MASS	Monthly	18 months	07/14/2025	\$249,000			\$920.96	\$249,000	11373QLH9	4.50%	\$7,521.18
	January	INVESTAR BK NATL	Monthly	18 months	07/17/2025	\$203,000			\$734.14	\$203,000	46091MAY0	4.40%	\$5,995.47
	January	1ST FINL BK USA	Monthly	18 months	07/18/2025	\$249,000			\$890.29	\$249,000	32022RWK9	4.35%	\$7,270.48
	January	HEARTLAND BK	Monthly	18 months	07/18/2025	\$249,000			\$890.26	\$249,000	42236VAX3	4.35%	\$7,270.48
	January	FARMERS & MERCHANTS	Monthly	18 months	07/18/2025	\$249,000			\$890.26	\$249,000	30781LIG5	4.35%	\$7,270.48
	February	FIRST BK OHIO TFFIN	Monthly	18 months	07/29/2025	\$200,000			\$789.04	\$200,000	31926AAP8	4.35%	\$5,792.04
	February	STELLAR BANK	Monthly	18 Months	8/21/2025	\$200,000			\$789.04	\$200,000	85855TBW2	4.80%	\$5,628.48
	February	BORDER BANK	Monthly	19 Months	9/23/2025	\$200,000			\$764.38	\$200,000	09968TAU1	4.65%	\$5,452.68
	February	SOUTHERN FIRST BK N	Monthly	20 months	09/23/2025	\$249,000			\$900.49	\$249,000	84287FJ68	4.40%	\$7,354.02
	January	PEOPLES BK CO	Monthly	24 months	01/12/2026	\$244,000			\$862.36	\$244,000	710275AG3	4.30%	\$7,876.19
	January	OREGON CMINTY CR UN	Monthly	24 months	01/12/2026	\$249,000			\$941.42	\$249,000	68584JAL3	4.60%	\$6,715.50
	January	AMERICAN COMVL BK &	Monthly	24 months	01/16/2026	\$249,000			\$839.10	\$249,000	02519ACF2	4.10%	\$7,663.78
	January	EXCHANGE BK KEARNEY	Monthly	24 months	01/20/2026	\$249,000			\$818.63	\$249,000	301074HQ6	4.00%	\$6,685.49
	January	EH NATL BK BEVERLY	Monthly	24 months	01/20/2026	\$249,000			\$657.53	\$200,000	26853MAH7	4.00%	\$5,365.84
	January	COMMERCIAL BK ST	Monthly	27 Months	04/30/2026	\$209,000			\$898.79	\$249,000	201487AF2	4.25%	\$8,002.11
	January	STATE BK OF TOLEDO	Monthly	30 months	07/31/2026	\$140,000			\$477.53	\$140,000	85642NAC8	4.15%	\$3,406.39
	January	ENTERPRISE BK & TR	Monthly	30 months	07/31/2026	\$140,000			\$494.79	\$140,000	29367SKT0	4.30%	\$4,021.32
	January	OLD DOMINION NATL BK	Monthly	36 Months	01/26/2027	\$249,000			\$828.86	\$249,000	45906AC7	4.05%	\$6,956.43
	January	INTERNATIONAL BK	Monthly	36 Months	01/26/2027	\$249,000			\$828.86	\$249,000	45906AC7	4.10%	\$6,852.65
	January	SAUK VY BK & TR CO	Monthly	36 Months	02/01/2027	\$249,000			\$849.33	\$249,000	949764LK8	4.15%	\$6,907.88
	January	WELLS FARGO BK N A	Monthly	36 Months	02/01/2027	\$249,000			\$859.56	\$249,000	308693B64	4.15%	\$6,907.88
	January	FARMERS & MERCHANTS	Monthly	36 Months	02/01/2027	\$249,000			\$869.79	\$249,000	89884LAM5	4.25%	\$6,117.53
	January	TTU FED CR UN TULSA	Monthly	36 Months	02/01/2027	\$249,000			\$415.07	\$100,000	25660BBR3	5.05%	\$2,960.81
	February	DOGWOOD STATE BANK	Monthly	9 Months	11/29/2024	\$100,000			\$1,019.18	\$248,000	56824JAO7	5.00%	\$6,216.99
	March	MARINE FED CR UNION	Monthly	12 Months	3/20/2025	\$248,000			\$789.04	\$200,000	62847NLE6	4.80%	\$5,628.48
	March	MVB BK INC FAIRMONT WV	Monthly	24 Months	3/27/2026	\$200,000			\$818.63	\$249,000	98138MCH1	4.00%	\$1,664.55
	August	WORKERS FED CR UN	Monthly	36 Months	8/29/2027	\$249,000			\$900.49	\$249,000	369674CK2	4.00%	\$900.49
	August	GENERAL ELEC CR UN	Monthly	36 Months	8/27/2027	\$249,000			\$818.63	\$249,000	32050JCR9	4.00%	\$818.63
	September	FIRST HERITAGE BANK	Monthly	13 months	10/27/2025	\$249,000			\$920.96	\$249,000	77357DAL7	4.05%	\$920.96
	September	ROCKLAND	Monthly	12 Months	9/25/2025	\$249,000			\$249,000	\$249,000	01664MAL0	3.90%	\$920.96
	October	ALL IN FED CR UN	Monthly	18 months	4/6/2026	\$249,000			\$245,000	\$245,000	08990QCW2	4.10%	\$2,450.00
	October	BANC OF CALIF LOS ANGELES	Monthly	18 months	5/1/2026	\$245,000			\$245,000	\$245,000	08990QCW2	4.10%	\$2,450.00
	August	COVANTAGE CR UN	Quarterly	24 Months	8/24/2026	\$247,000			\$247,000	\$247,000	22282XAF7	4.15%	\$2,470.00
	January	BMO BK NATL ASSN	Semi-Ann	18 months	07/10/2025	\$249,000			\$249,000	\$249,000	05610LEX8	4.40%	\$5,462.99
	January	MILESTONE BK SALT	Semi-Ann	18 months	07/10/2025	\$249,000			\$249,000	\$249,000	59934MAV0	4.35%	\$5,400.91

SOLD -DUP

WASHINGTON COUNTY INVESTMENT REPORT 2024

January	SIMMONS BK PINE	Semi-Ann	18 months	07/11/2025	\$249,000	\$249,000	82869AEK7	4.50%	\$5,587.15
January	WESTERN ALLIANCE BK	Semi-Ann	18 months	07/16/2025	\$249,000	\$249,000	95763PRQ6	4.60%	\$5,711.31
February	VALLEY NATIONAL BANK	Semi-Ann	18 Months	8/21/2025	\$200,000	\$200,000	919853KL4	4.85%	\$4,836.71
January	FLAGSTAR BK NATL	Semi-Ann	23 months	12/10/2025	\$249,000	\$249,000	33847GBZ4	4.40%	\$5,462.99
January	GOLDMAN SACHS BK USA	Semi-Ann	24 months	01/09/2026	\$249,000	\$249,000	38150VRH4	4.00%	\$4,966.36
January	BANK HOPE LOS	Semi-Ann	24 months	01/12/2026	\$249,000	\$249,000	062683JTS	4.30%	\$5,152.59
January	BANK BK NORTH AMER	Semi-Ann	24 months	01/16/2026	\$249,000	\$249,000	05580AAZ4	4.15%	\$5,276.75
January	OHIO VY BK CO	Semi-Ann	24 months	01/16/2026	\$249,000	\$249,000	677721DG4	4.10%	\$5,090.51
January	DALLAS CAP BK NA TX	Semi-Ann	24 months	01/20/2026	\$200,000	\$200,000	234553EAY	4.00%	\$5,090.51
January	TOWNEBANK PORTSMOUTH	Semi-Ann	24 months	01/20/2026	\$200,000	\$200,000	89214PEF2	4.10%	\$4,238.36
January	AMERICAN BK & TR CO	Semi-Ann	30 months	07/30/2026	\$244,000	\$244,000	024263DD4	4.30%	\$5,231.63
January	FIRST FNDTN BK	Semi-Ann	30 months	07/30/2026	\$244,000	\$244,000	32026U5P7	4.20%	\$5,109.96
January	BNY MELLON N A INSTL	Semi-Ann	36 Months	01/29/2027	\$245,000	\$245,000	05584QLC8	4.05%	\$4,947.66
January	FIRSTBANK PUERTO	Semi-Ann	36 Months	02/01/2027	\$244,000	\$244,000	33767GGH5	4.15%	\$5,049.13
January	SOUTH STORY BANK & TRUST	Semi-Ann	15 Months	5/28/2025	\$200,000	\$200,000	840461BF3	4.75%	\$4,736.99
February	FNMA	Semi-Ann	36 Months	5/14/2027	\$265,000	\$265,000	3135GAS85	5.00%	
May	MORGAN STANLEY BK SALT	Semi-Ann	18 months	12/5/2025	\$243,000	\$243,000	61690DRX8	5.20%	
June	MORGAN STANLEY PRIVATE	Semi-Ann	18 months	12/5/2025	\$243,000	\$243,000	61768EAV2	5.20%	
June	ORIENTAL BK BROKEREID	Semi-Ann	24 months	8/26/2026	\$163,000	\$163,000	68621KCK7	4.00%	
August	BARCLAYAS BK DEL	Semi-Ann	24 months	8/28/2026	\$150,000	\$150,000	06740KSW8	4.00%	
August	FEDERAL HOME LN MTG	Semi-Ann	36 Months	8/20/2027	\$330,000	\$330,000	3134HAES7	4.00%	
August	HSBC BK USA NATL	Semi-Ann	36 Months	8/23/2027	\$244,000	\$244,000	44330J3E0	4.20%	
August	JPMORGAN CHASE BK N	Semi-Ann	36 Months	8/27/2027	\$220,000	\$220,000	46657VHE3	4.10%	
September	CADENCE BANK	Semi-Ann	18 months	3/19/2026	\$245,000	\$245,000	12739UBF2	4.05%	

\$4,444

\$492.39

March	MONEY MARKET TR ACCT								
					Total Mo Int	Total Balance			
					\$108,629.41	\$ 34,723,533.42			
							YTD INT		
							\$1,575,746.85		

# Reportfolio

Bank of Brenham, Brenham, TX  
Published: 11/1/2024 11:27:35 AM

Management Report  
Pledged To: WASHINGTON COUNTY

Date: 31-Oct-24  
Section V-C  
Page: 28

Location	Code	Cusip	Description	Prerefund	Pool	Moody	Original Face	Pledged	Pledged	Pledged	Pledged	Pledged
Trans#	Maturity	FAS 115	Trans#	Trans#	Coupon	StdPool	Pledged Percent	Original Face Value	Par Value	Book Value	Market Value	
TIB		3128P8DR9	FHLMC Pool #C91912		C91912		100.00%	\$1,200,000.00	\$294,182.21	\$298,306.37	\$273,386.47	
		476944201710260	2/1/2037		3.000							
THE INDEPENDENT BANKERS AFS												
TIB		3138ESC71	FNMA Pool #AL9993		AL9993		100.00%	\$2,000,000.00	\$561,159.48	\$565,685.39	\$518,399.13	
		461285201704121	2/1/2037		3.000							
THE INDEPENDENT BANKERS AFS												
TIB		31418CG81	FNMA Pool #MA2922		MA2922		100.00%	\$3,500,000.00	\$904,833.41	\$912,219.62	\$838,110.99	
		456325201702101	3/1/2037		3.000							
THE INDEPENDENT BANKERS AFS												
TIB		3128P8D57	FHLMC Pool #C91924		C91924		100.00%	\$3,000,000.00	\$701,776.74	\$708,956.41	\$653,087.47	
		461275201704121	4/1/2037		3.000							
THE INDEPENDENT BANKERS AFS												
TIB		3128P8D81	FHLMC Pool #C91927		C91927		100.00%	\$1,000,000.00	\$168,779.42	\$170,642.83	\$156,791.02	
		463495201705100	5/1/2037		3.000							
THE INDEPENDENT BANKERS AFS												
TIB		31418CSC9	FNMA Pool #MA3214		MA3214		100.00%	\$1,250,000.00	\$218,776.13	\$219,779.78	\$201,661.27	
		484406201801220	12/1/2037		3.000							
THE INDEPENDENT BANKERS AFS												
<u>6 MBS - Fixed Rate</u>												
TIB		667910GC0	N W HARRIS CNTY TX MUNI UTILIT		3.250	AA	100.00%	\$450,000.00	\$450,000.00	\$445,921.39	\$408,339.00	
		482002201712181	3/1/2037									
THE INDEPENDENT BANKERS AFS												
TIB		421033DY4	HAYS CNTY TX WC&ID #2		3.250	A1	100.00%	\$475,000.00	\$475,000.00	\$471,876.90	\$428,654.25	
		478390201711151	9/1/2037									
THE INDEPENDENT BANKERS AFS												
TIB		512185GUT	LAKESIDE TX MUNI UTILITY DIST#		3.250	A1	100.00%	\$1,500,000.00	\$1,500,000.00	\$1,479,023.76	\$1,355,685.00	
		484138201801181	9/1/2037									
THE INDEPENDENT BANKERS AFS												
TIB		61371ANJ5	MONTGOMERY CNTY TX MUNI UTILIT		3.500	A2	100.00%	\$630,000.00	\$630,000.00	\$611,622.25	\$580,557.60	
		458767201703131	9/1/2037									
THE INDEPENDENT BANKERS AFS												

\*\* If no data is shown, then there are no pledges for the current period.



# Reportfolio

Bank of Brenham, Brenham, TX  
Published: 11/1/2024 11:27:35 AM

Management Report  
Pledged To: WASHINGTON COUNTY

Section V-C  
Date: 31-Oct-24  
Page: 29

Location	Code	Cusip Trans#	Description	Maturity	Preferund	Pool	Moody	Original Face	Pledged Percent	Original Face Value	Pledged	Par Value	Pledged Book Value	Pledged Market Value
Safekeeping														
TIB		850218FW3	SPRING W TX MUNI UTILITY DIST	9/1/2037		3.250	AA	\$500,000.00	100.00%	\$500,000.00	\$500,000.00	\$500,000.00	\$495,320.82	\$451,215.00
THE INDEPENDENT BANKERS AFS														
TIB		705118UN9	PECAN GROVE TX MUNI UTILITY DI	9/1/2040		2.750	A1	\$1,085,000.00	100.00%	\$1,085,000.00	\$1,085,000.00	\$1,085,000.00	\$1,065,747.07	\$825,771.80
THE INDEPENDENT BANKERS AFS														
TIB		977810KG4	WOLFFORTH TX	2/15/2041		2.375	AA	\$1,245,000.00	100.00%	\$1,245,000.00	\$1,245,000.00	\$1,245,000.00	\$1,240,976.56	\$871,761.45
THE INDEPENDENT BANKERS AFS														
TIB		41423LFD3	HARRIS CNTY TX MUNI UTILITY DI	9/1/2043		2.250	A3	\$1,755,000.00	100.00%	\$1,755,000.00	\$1,755,000.00	\$1,755,000.00	\$1,716,990.03	\$1,097,980.65
THE INDEPENDENT BANKERS AFS														
TIB		194748FX2	COLLIN CNTY TX MUNI UTILITY DI	2/15/2044		3.000	A2	\$880,000.00	100.00%	\$880,000.00	\$880,000.00	\$880,000.00	\$879,124.54	\$700,346.00
THE INDEPENDENT BANKERS AFS														
TIB		187145KSS	CLIFTON TX HGR EDU FIN CORP ED	8/15/2044		4.000	AAA	\$1,000,000.00	100.00%	\$1,000,000.00	\$1,000,000.00	\$1,000,000.00	\$1,066,050.93	\$976,240.00
THE INDEPENDENT BANKERS AFS														
TIB		61371TEZ8	MONTGOMERY CNTY TX MUNI UTILIT	9/1/2044		3.000	A1	\$1,255,000.00	100.00%	\$1,255,000.00	\$1,255,000.00	\$1,255,000.00	\$1,255,000.00	\$980,280.50
THE INDEPENDENT BANKERS AFS														
TIB		97000VGC5	WILLIAMSON CNTY TX MUNI UTILIT	9/1/2044		2.750	Baa3	\$1,330,000.00	100.00%	\$1,330,000.00	\$1,330,000.00	\$1,330,000.00	\$1,330,000.00	\$993,789.30
THE INDEPENDENT BANKERS AFS														
TIB		97001YEA4	WILLIAMSON CNTY TX MUNI UTILIT	10/1/2044		3.000	A1	\$680,000.00	100.00%	\$680,000.00	\$680,000.00	\$680,000.00	\$680,000.00	\$538,471.60
THE INDEPENDENT BANKERS AFS														
TIB		139042VGT	CANYON TX REGI WTR AUTH CONTRA	8/1/2045		2.500	A+	\$950,000.00	100.00%	\$950,000.00	\$950,000.00	\$950,000.00	\$950,000.00	\$624,596.50
THE INDEPENDENT BANKERS AFS														

\*\* If no data is shown, then there are no pledges for the current period.

# Reportfolio

Bank of Brenham, Brenham, TX  
Published: 11/1/2024 11:27:35 AM

Management Report  
Pledged To: WASHINGTON COUNTY

Date: 31-Oct-24  
Section V-C  
Page: 30

## Safekeeping

Code	Cusip	Description	Pool	Moody	Original Face	Pledged	Pledged	Pledged	Pledged	Pledged
Location	Trans#	Maturity	Coupon	Std/Poor	Pledged Percent	Original Face Value	Par Value	Book Value	Market Value	
TIB	41420YG07	HARRIS CNTY TX MUNI UTILITY DI	2.375	AA	\$625,000.00	\$625,000.00	\$625,000.00	\$625,000.00	\$419,625.00	
	585065202012111	9/1/2045			100.00%					
THE INDEPENDENT BANKERS AFS										
TIB	82621RFA0	SIENA MUNI UTILITY DIST #2 TX	3.500	Baa1	\$1,175,000.00	\$1,175,000.00	\$1,175,000.00	\$1,166,938.61	\$996,905.25	
	548760202004091	9/1/2045		AA	100.00%					
THE INDEPENDENT BANKERS AFS										
TIB	0418067R5	ARLINGTON TX HGR EDU FIN CORP	3.850	AAA	\$1,000,000.00	\$1,000,000.00	\$1,000,000.00	\$1,000,000.00	\$907,480.00	
	666252202204140	8/15/2047			100.00%					
THE INDEPENDENT BANKERS AFS										
TIB	34684WFH9	FORT BEND CNTY TX MUNI UTILITY	2.625	Baa2	\$1,550,000.00	\$1,550,000.00	\$1,550,000.00	\$1,530,935.85	\$1,071,391.00	
	639283202111101	9/1/2047		AA	100.00%					
THE INDEPENDENT BANKERS AFS										
TIB	3826043F1	GOOSE CREEK TX CONSOL INDEP SC	3.000	Aaa	\$1,000,000.00	\$1,000,000.00	\$1,000,000.00	\$1,049,320.41	\$778,890.00	
	613911202106101	2/15/2050		AAA	100.00%					
THE INDEPENDENT BANKERS AFS										
TIB	0418067T1	ARLINGTON TX HGR EDU FIN CORP	3.000	Aaa	\$1,000,000.00	\$1,000,000.00	\$1,000,000.00	\$1,027,503.09	\$768,710.00	
	560829202006230	8/15/2050			100.00%					
THE INDEPENDENT BANKERS AFS										
20 Muni Tax Exempt - Fixed Rate										
Total Pledged 26 To: WAS WASHINGTON COUNTY										
		\$0.00		Munis with Maturity Under 2 Years	\$0.00					
		\$20,085,000.00		Munis with Maturity Over 2 Years	\$2,849,507.39					
				Other securities with Stated Maturity Under 2 Years	\$32,035,000.00	\$22,934,507.39	\$22,962,942.61	\$18,418,128.25		
				Other securities with Stated Maturity Over 2 Years	\$20,085,000.00	\$20,085,000.00	\$20,087,352.21	\$15,776,691.90		


\*\* If no data is shown, then there are no pledges for the current period.


TREASURER'S REPORT

EXAMINED AND APPROVED BY WASHINGTON COUNTY INVESTMENT COMMITTEE

THIS 26th DAY OF November, 20 24

  
PEGGY KRAMER  
WASHINGTON CO. TREASURER

  
SHAWNA D HOLLIS  
WASHINGTON CO. AUDITOR

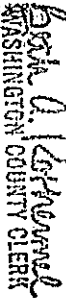
  
KIRK HANATH  
WASHINGTON CO.  
COMMISSIONER, PCT. 3

\*\*\*\*\*

WASHINGTON COUNTY, TEXAS

FILED WITH THE EXHIBITS ACCOMPANYING SAME,

THIS 26th DAY OF November, 20 24

  
WASHINGTON COUNTY CLERK

2024 NOV 26 AM 10:32

FILED AND RECORDED

  
Deputy  
COUNTY CLERK

\*\*\*\*\*

EXAMINED AND APPROVED IN OPEN COMMISSIONERS' COURT

THIS 26th DAY OF November, 20 24

  
PRESIDING OFFICER OF COMMISSIONERS' COURT